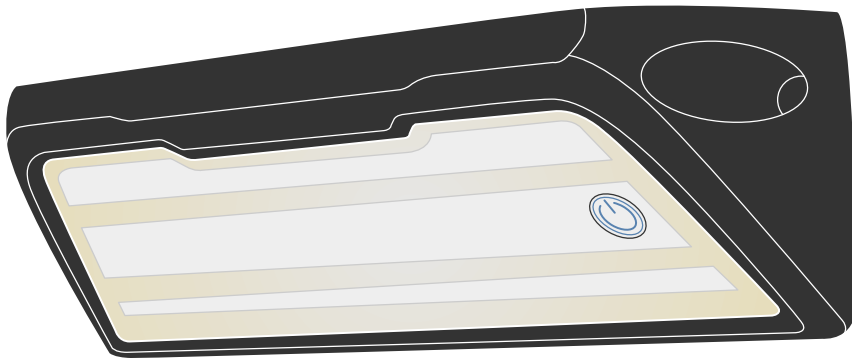


WARNING

45° ANGLED LED WORK LIGHT



USER MANUAL



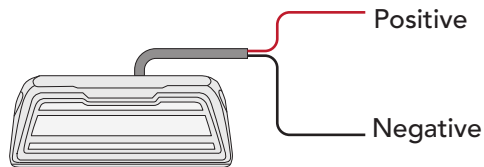
MADE IN CHINA

1. **The work light must be used only for the prescribed purpose.** Any uses outside those mentioned in the manual will be considered misuse. The manufacturer shall not be liable for any damage or injuries resulting from misuse. To use the work light properly, please closely observe the instructions found in the manual.
2. **Keep children away from electrical equipment.** Make sure children are under supervision when operating the work light.
3. **Over-voltage can cause irreversible circuitry damage and even fires.** Do not use any power supply that outputs any voltage outside of the work light's nominal voltage.
4. **Do not put the work light in the temperature outside of the operational range.**
5. **Do not clean your work light with harsh detergents.** The light is water-proof but not guaranteed to be protected against other chemicals.

INSTALLATION - WIRING

2-wire installation

Applicable to: Dimmer switch model or single color model



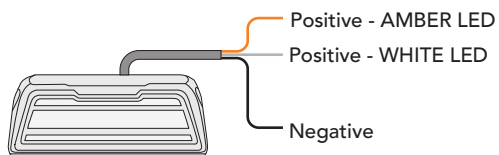
3-wire installation

Applicable to: Non-dimmer, dual-color model

Standard reference only. Refer to wiring labels or the packaging first.

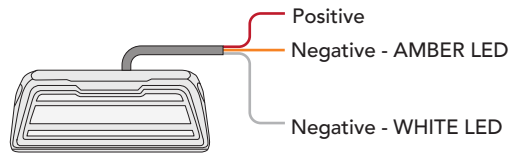
COMMON NEGATIVE wiring

For all non-dimmer, 10~16V or 10~30V models
- and certain 12V models

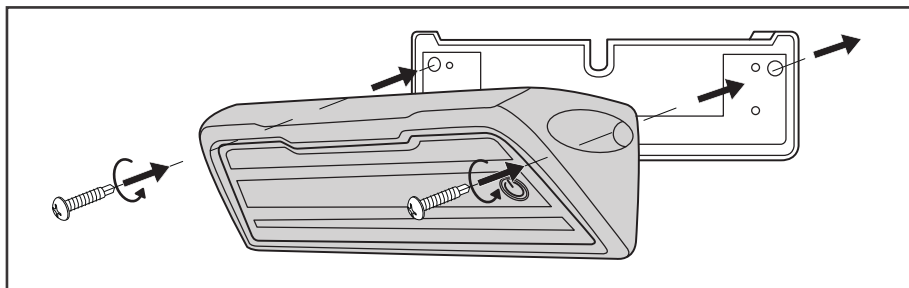


COMMON POSITIVE wiring

For certain non-dimmer 12V models




INSTALLATION – MOUNTING



Mount the work light onto the surface of your choice with the 2 included screws. In the installation process, add the elastic silicone pad as a dampener behind the work light if necessary.

DIMMER SWITCH CONTROLS

Applicable to: Dimmer switch models, tactile or touch button



A **short tap** on the button cycles through several color modes.

A **long press** on the button adjusts its brightness for each respective color mode.

The capacitive touch button has a **blue** indicator. It lights up when the work light is powered off.

Power Off Mode



TAP




Color Mode 3

TAP

Color Mode 1




TAP



Color Mode 2

High Brightness



↓ ↑ PRESS



Low Brightness

LED type	Color Mode 1	Color Mode 2	Color Mode 3
Dual Color: White/Red	White	Red	White + Red Mix
Dual Color: White/Amber	White	Amber	White + Amber Mix (Warm white)
Tri-Color: White/Red/Amber	White	Red	Amber